





Technical drawing of a mechanical assembly. The assembly consists of a vertical rod passing through a horizontal plate. The rod is labeled "AF1 Ø20" at the top, "PVC 20mm" in the middle, and "R.G." below the nut. The horizontal plate is labeled "B+G". A red rectangular block is positioned to the left of the rod. The drawing is on a grid background.

Technical drawing of a mechanical assembly on a grid. The assembly consists of a base plate with two vertical supports. A horizontal bar is mounted on top of these supports. A vertical rod passes through the center of the bar, with a nut and washer at the top. The rod is labeled "P.V. 25mm". The nut and washer are labeled "R.G.". The top of the rod is labeled "AE1 Ø25".

Technical drawing showing a vertical assembly. A blue line runs vertically through the center. At the top, there is a red circle containing the text "AF1" and "ø40". Below this, the text "PVC 40mm" is written vertically in green. Further down, there is a blue butterfly valve symbol. Below the valve, the text "R.G." is written. At the bottom, there is a red square symbol, a red horizontal line with arrows at both ends, and a red T-shaped symbol. The drawing is enclosed in a green border.

L E G E N D A	
	COLUNA DE AGUA FRIA.
Ex.	LAVATORIO.
R.G.	REGISTRO DE GAVETA.
R.P.	REGISTRO DE PRESSÃO.
R.E.	REGISTRO DE RESERVA.
V.B.	VALVULA DE ENCHIMENTO.
V.S.	VAZO SANITARIO.
—	TUBULAGEM DE AGUA FRIA.
	CAIXA DE INSPEÇÃO DE RÓDOTO 60/60.
●	CAIXA SEPARADORA.
—	TUBULAGEM DE RÓDOTO PREMADO.
	CAIXA DE INSPEÇÃO DE ENCHIMENTO 60/60.
—	TUBULAGEM DE RÓDOTO PREMADO.

	PREFEITURA MUNICIPAL DE BANDEIRANTES SECRETARIA MUNICIPAL DE OBRAS E SERVIÇOS URBANOS		
<h2 style="margin: 0;">PROJETO HIDROSSANITÁRIO</h2> <h2 style="margin: 0;">AMPLIAÇÃO PSF INVERNADA</h2>			
ORÇ.: PROJ.: ANEXOS:	<div style="border: 1px solid black; padding: 2px;"> AMPLIAÇÃO PSF INVERNADA Prefeitura Municipal de Bandeirantes - Área total = 101,58m² </div>	<div style="border: 1px solid black; padding: 2px;"> ARQUITETO PSF_INV_MJD </div> <div style="border: 1px solid black; padding: 2px; margin-top: 5px;"> DESENHISTA: Guilherme Anyasima </div>	<div style="border: 1px solid black; padding: 2px;"> ESCALA: INDICADA </div> <div style="border: 1px solid black; padding: 2px; margin-top: 5px;"> FORMATO: A3/4G </div>
ENDEREÇO: Avenida João da Silva Cravo, 1151 - Bairro Invernada, Bandeirantes - PR, 86360-000 ABRIL / 2024.		<div style="border: 1px solid black; padding: 2px;"> REFERÊNCIA PROJETO HIDROSSANITÁRIO AMPLIAÇÃO PSF INVERNADA - ÁGUA FRIA </div>	
Taxa de Ocupação: Coeficiente de Aproveitamento: Taxa de Permeabilidade:			
_____ RESPONSÁVEL TÉCNICO		_____ PROPRIETÁRIO	
		FOLHA: <div style="font-size: 24px; font-weight: bold;">01/03</div>	